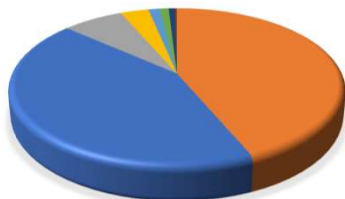


Características

Renda Fixa CDI	43,63%
Renda Fixa Inflação	42,89%
Fundos de Participações	6,96%
Renda Variável	3,26%
Internacional Europa	1,28%
Fundo Imobiliário	1,04%
Internacional Global	0,76%
Empréstimos	0,19%



Política de Investimentos: Investe os recursos, principalmente, em cotas de fundos que atuam em diversos mercados, sem o compromisso de concentração em fator de risco específico.

Retorno (%)

Ano

12 meses

24 meses

Carteira	1,23%	13,36%	23,47%
CDI	1,16%	14,50%	27,01%
IPCA	0,33%	4,44%	9,20%
Meta Prevcom	0,70%	9,12%	18,73%
IMA-B5	1,20%	10,91%	19,15%
Poupança	0,67%	8,27%	15,97%
IBOVESPA	12,56%	43,79%	41,97%
MSCI World	-2,86%	5,87%	49,14%
MSCI Europe	-0,76%	15,69%	44,45%

Meta Prevcom:

IPCA+5% até 04/20

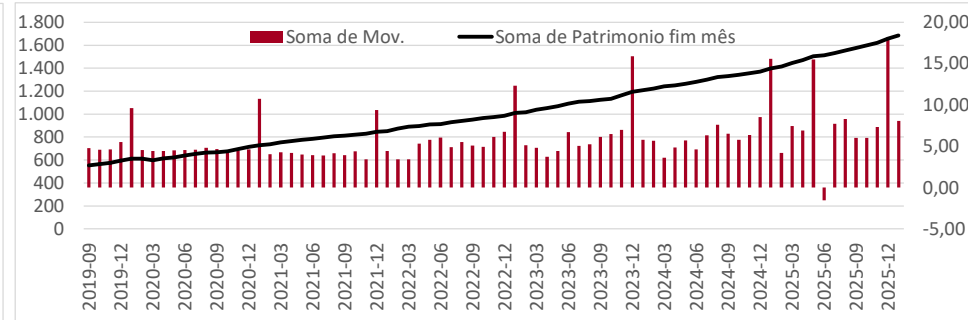
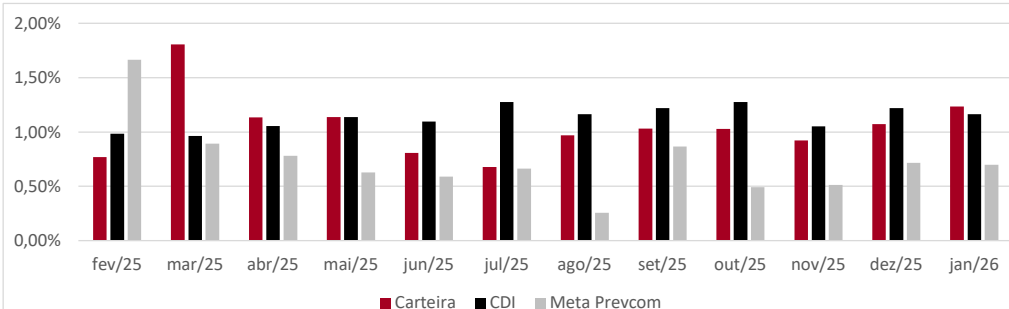
IPCA+4% até 12/24

IPCA+4,5% 2025

* Cf. MP 567/12

Gráficos

Retorno Mensal - Últimos 12 meses



Retorno Mensal (%)

	jan/26	dez/25	nov/25	out/25	set/25	ago/25	jul/25	jun/25	mai/25	abr/25	mar/25	fev/25
Carteira	1,23%	1,07%	0,92%	1,03%	1,03%	0,97%	0,68%	0,81%	1,14%	1,14%	1,81%	0,77%
CDI	1,16%	1,22%	1,05%	1,28%	1,22%	1,16%	1,28%	1,10%	1,14%	1,06%	0,96%	0,99%
IPCA	0,33%	0,33%	0,18%	0,09%	0,48%	-0,11%	0,26%	0,24%	0,26%	0,43%	0,56%	1,31%
Meta Prevcom	0,70%	0,72%	0,51%	0,49%	0,87%	0,26%	0,66%	0,59%	0,63%	0,78%	0,89%	1,66%
IMA-B5	1,20%	0,95%	1,08%	1,03%	0,66%	1,18%	0,29%	0,45%	0,62%	1,76%	0,55%	0,65%
Poupança	0,67%	0,68%	0,66%	0,68%	0,68%	0,67%	0,68%	0,67%	0,67%	0,67%	0,61%	0,63%
IBOVESPA	12,56%	1,29%	6,37%	2,26%	3,40%	6,28%	-4,17%	1,33%	1,45%	3,69%	6,08%	-2,64%
MSCI World	-2,86%	3,91%	-0,76%	3,20%	1,04%	-0,72%	3,92%	-0,38%	6,58%	-0,69%	-6,38%	-0,50%
MSCI Europe	-0,76%	7,12%	0,35%	1,88%	-0,09%	0,01%	0,76%	-2,54%	4,66%	2,34%	-2,47%	3,86%

Composição da Carteira			Retorno Nominal em % Retorno Relativo ao índice de referência											
Performance dos Fundos em Carteira			Mês			Ano		12 meses		Início do investimento			Patrimônio	
Nome	Índice ref.	% PL	Início	Nominal	Relativo	Nominal	Relativo	Nominal	Relativo	Nominal	Relativo	Volatilidade	R\$ milhões	
Bela Cintra FI RF	Meta Prevcom	22,07%	13/nov/13	0,80%	0,10%	0,80%	0,10%	10,93%	1,81%	288,25%	48,17%	0,35%	R\$	371,88
NTN-B	IPCA	16,50%	15/ago/25	0,91%	0,58%	0,91%	0,58%			4,30%	2,94%		R\$	277,91
Itaú Institucional RF Referenciado DI	CDI	4,57%	15/fev/24	1,17%	100,38%	1,17%	100,38%	14,59%	100,62%	26,87%	101,30%	0,04%	R\$	77,05
Santander RF Ref DI Tit Público Hiper	CDI	4,44%	21/nov/24	1,17%	100,56%	1,17%	100,56%	14,52%	100,18%	16,99%	99,80%	0,05%	R\$	74,85
BB RF Referenciado DI Tit Pub	CDI	4,33%	20/fev/25	1,16%	99,93%	1,16%	99,93%			13,64%	99,50%	0,04%	R\$	73,02
Itaú Institucional Optimus RF LP FICFI	CDI	3,72%	29/abr/22	1,17%	100,88%	1,17%	100,88%	12,93%	89,19%	56,71%	98,23%	0,52%	R\$	62,66
Itaú Inst Global Dinâmico RF	CDI	3,66%	20/fev/20	1,54%	131,88%	1,54%	131,88%	14,46%	99,78%	76,86%	104,20%	0,69%	R\$	61,69
Itaú Institucionais Legend RF LP Fc	CDI	3,39%	02/out/19	1,91%	164,40%	1,91%	164,40%	14,58%	100,61%	88,18%	114,66%	1,91%	R\$	57,18
BTGP Economia Real FIP Multi	IPCA+6,5%	3,36%	19/out/20	-0,17%	-1,03%	-0,17%	-1,03%	10,87%	-0,33%	130,71%	39,67%		R\$	56,53
BNP Paribas Cred Inst FICFI RF CP LP	CDI	3,08%	11/out/23	1,20%	103,41%	1,20%	103,41%	14,98%	103,33%	33,02%	105,26%	0,05%	R\$	51,95
Itau Inst BOV11 FIC FIA	Ibovespa	2,90%	04/ago/23	12,54%	-0,02%	12,54%	-0,02%	44,28%	0,49%	54,71%	2,95%	15,15%	R\$	48,93
Itaú Inst RF Inflação 5 FICFI	IMA-B5	2,67%	19/jun/19	1,19%	-0,02%	1,19%	-0,02%	10,76%	-0,15%	74,99%	-2,21%	1,65%	R\$	44,94
Itaú Soberano RF Simples LP FICFI	CDI	2,51%	02/set/19	1,16%	99,53%	1,16%	99,53%	14,42%	99,48%	76,53%	98,42%	0,04%	R\$	42,34
XP Corporate Light FI RF CP LP	CDI	2,10%	24/jan/23	1,20%	102,91%	1,20%	102,91%	14,66%	101,16%	45,84%	104,87%	0,10%	R\$	35,45
Sul America Cred Institucional ESG FI R	CDI	1,97%	21/jun/23	1,22%	104,73%	1,22%	104,73%	15,21%	104,96%	42,54%	116,26%	0,10%	R\$	33,22
MAG Renda Fixa FI	CDI	1,57%	13/set/23	1,25%	107,05%	1,25%	107,05%	14,78%	101,99%	33,14%	101,56%	0,10%	R\$	26,40
Porto Seguro RF DI CP	CDI	1,54%	18/jul/24	1,18%	101,33%	1,18%	101,33%	14,80%	102,09%	21,60%	101,83%	0,05%	R\$	25,97
Sul América Excellence FI RF CP	CDI	1,47%	24/jan/23	1,20%	103,07%	1,20%	103,07%	14,68%	101,27%	46,82%	107,11%	0,23%	R\$	24,77
Vot Allianzgi Euro Eq Growth FIM IE	MSCI Europe	1,28%	22/mai/19	-1,80%	-1,04%	-1,80%	-1,04%	-8,21%	-23,91%	88,97%	-31,91%	18,80%	R\$	21,48
Bradesco Inst FIC FI RF IMA-B5	IMA-B5	1,27%	16/ago/23	1,17%	-0,04%	1,17%	-0,04%	10,58%	-0,33%	22,43%	-1,02%	1,66%	R\$	21,32
LFT	CDI	1,13%	05/dez/23	1,08%	92,96%	1,08%	92,96%	13,66%	94,22%	23,09%	79,05%		R\$	19,03
BTG Pactual Inv de Impacto FIP Mult	IPCA+6,5%	1,02%	30/ago/21	-0,17%	-1,03%	-0,17%	-1,03%	17,87%	6,67%	44,44%	-22,48%	20,23%	R\$	17,17
Inter Corporate RF Crédito Privado	CDI	0,98%	15/mai/24	1,18%	100,98%	1,18%	100,98%	14,69%	101,35%	23,68%	101,31%	0,04%	R\$	16,52
BTG Pactual Créd Corp I FIQFI RF CP	CDI	0,89%	30/ago/21	1,24%	106,71%	1,24%	106,71%	14,85%	102,43%	74,50%	111,69%	0,27%	R\$	15,00
BTG Pactual Explorer Inst FI RF LP	CDI	0,87%	13/mar/24	1,34%	115,45%	1,34%	115,45%	15,67%	108,11%	23,72%	92,92%	1,14%	R\$	14,67
Schroder Sustent Ações Globais IS IE	MSCI World	0,76%	24/mai/24	-2,58%	0,29%	-2,58%	0,29%	1,50%	-4,37%	22,28%	-10,51%	19,29%	R\$	12,76
Polo Crédito Institucional I FRF	CDI	0,76%	15/jan/26							0,60%	98,67%		R\$	12,75
Spectra VI Institucional FIP Multiestrat	IPCA+8%	0,57%	31/mar/23	1,63%	0,65%	1,63%	0,65%	0,20%	-12,56%	-43,70%	-83,37%		R\$	9,65
BTG Pactual Economia Real II FIPM CL	IPCA+8%	0,56%	04/mai/23	0,92%	-0,06%	0,92%	-0,06%	15,12%	2,36%	-4,82%	-42,72%		R\$	9,38
Pátria Private Equity Fund VII Feeder Ir	IPCA+7%	0,53%	28/set/23	-0,28%	-31,21%	-0,28%	-31,21%	1,11%	9,47%	16,38%	54,91%		R\$	8,93
Tivio Banks RF Crédito Privado FI	CDI	0,41%	10/nov/23	1,17%	100,56%	1,17%	100,56%	14,70%	101,42%	30,95%	102,66%	0,05%	R\$	6,91
Santander RF IMA-B5 Premium FICFI	IMA-B5	0,39%	18/dez/23	1,18%	-0,02%	1,18%	-0,02%	10,71%	-0,20%	19,96%	-0,61%	1,66%	R\$	6,55
Rio Bravo Renda Varejo FII	IFIX	0,38%	20/dez/23	-2,82%	-5,09%	-2,82%	-5,09%	41,72%	13,90%	13,51%	-6,68%		R\$	6,35
BTG Pactual Infraestrutura III FIP Multi	IPCA+8%	0,37%	02/jul/24	-0,40%	-1,38%	-0,40%	-1,38%	91,60%	78,84%	8,02%	-12,85%		R\$	6,25
AZ Quest Small Mid Caps Inst. FICFIA	SMLL	0,36%	09/jun/20	7,89%	-2,26%	7,89%	-2,26%	35,17%	-0,51%	57,34%	47,42%	18,51%	R\$	6,03
VBI Prime Properties FII	IFIX	0,34%	20/dez/23	2,37%	0,10%	2,37%	0,10%	24,30%	-3,52%	-2,86%	-23,04%		R\$	5,71
Fator Verita Multiestratégia Imobiliária	IFIX	0,33%	22/jul/24	-0,41%	-2,68%	-0,41%	-2,68%	34,26%	6,43%	-14,37%	-28,23%		R\$	5,49
Vinci Partners IV Feeder	IPCA+6%	0,30%	25/abr/24	-0,23%	-1,05%	-0,23%	-1,05%	11,71%	1,03%	9,52%	-9,96%		R\$	4,99
Perfin Voyager FIP Infra	IPCA+6%	0,26%	13/jun/24	-0,33%	-1,15%	-0,33%	-1,15%	130,87%	120,19%	109,02%	91,15%		R\$	4,33
Bradesco RF Referenciado DI Federal E	CDI	0,21%	12/ago/24	1,14%	98,05%	1,14%	98,05%	14,17%	97,74%	19,86%	97,36%	0,04%	R\$	3,53
Carteira de Empréstimos	CDI	0,19%	05/dez/23	1,08%	92,96%	1,08%	92,96%	13,66%	94,22%	23,09%	79,05%		R\$	3,13
Patrimônio Total:													R\$	1.684,69